Super Youtube Method

How I **Make $1,000/Day** With YouTube and AI (Without Being On Camera)

Written by Raimundas M

Here's an ultra-fast, super-simple YouTube method to **hit $1k+/day consistently**, **using ChatGPT** (AI)

Legal Disclaimer

ANY EARNINGS OR INCOME STATEMENTS, OR EARNINGS OR INCOME EXAMPLES, ARE ONLY ESTIMATES OF WHAT WE THINK YOU COULD POSSIBLY EARN. THERE IS ABSOLUTELY NO ASSURANCE YOU'LL DO AS WELL. IF YOU RELY UPON OUR FIGURES, YOU MUST ACCEPT THE RISK OF NOT DOING NEARLY AS WELL.

WHERE SPECIFIC INCOME FIGURES ARE USED, AND ATTRIBUTED TO AN INDIVIDUAL OR BUSINESS, THOSE PERSONS OR BUSINESSES HAVE EARNED THAT AMOUNT. THERE IS NO ASSURANCE YOU'LL DO AS WELL. IF YOU RELY UPON OUR FIGURES; YOU MUST ACCEPT THE RISK OF NOT DOING AS WELL.

ANY AND ALL CLAIMS OR REPRESENTATIONS, AS TO INCOME EARNINGS IN THIS EBOOK, ARE NOT TO BE CONSIDERED AS AVERAGE EARNINGS. THERE CAN BE NO ASSURANCE THAT ANY PRIOR SUCCESSES, OR PAST RESULTS, AS TO INCOME EARNINGS, CAN BE USED AS AN INDICATION OF YOUR FUTURE SUCCESS OR RESULTS.

MONETARY AND INCOME RESULTS ARE BASED ON MANY FACTORS. WE HAVE NO WAY OF KNOWING HOW WELL YOU WILL DO, AS WE DO NOT KNOW YOU, YOUR BACKGROUND, YOUR WORK ETHIC, OR YOUR BUSINESS SKILLS OR PRACTICES.

THEREFORE WE DO NOT GUARANTEE OR IMPLY THAT YOU WILL GET RICH, THAT YOU WILL DO AS WELL, OR MAKE ANY MONEY AT ALL. THERE IS NO ASSURANCE YOU’LL DO AS WELL. IF YOU RELY UPON OUR FIGURES; YOU MUST ACCEPT THE RISK OF NOT DOING AS WELL.

INTERNET BUSINESSES AND EARNINGS DERIVED THEREFROM, HAVE UNKNOWN RISKS INVOLVED, AND ARE NOT SUITABLE FOR EVERYONE. MAKING DECISIONS BASED ON ANY INFORMATION PRESENTED IN OUR PRODUCTS,

SERVICES, OR WEB SITE, SHOULD BE DONE ONLY WITH THE KNOWLEDGE THAT YOU COULD EXPERIENCE SIGNIFICANT LOSSES, OR MAKE NO MONEY AT ALL.

ALL PRODUCTS AND SERVICES BY OUR COMPANY ARE FOR EDUCATIONAL AND INFORMATIONAL PURPOSES ONLY. USE CAUTION AND SEEK THE ADVICE OF QUALIFIED PROFESSIONALS. CHECK WITH YOUR ACCOUNTANT, LAWYER OR PROFESSIONAL ADVISOR, BEFORE ACTING ON THIS OR ANY INFORMATION.

USERS OF OUR PRODUCTS, SERVICES AND WEB SITE ARE ADVISED TO DO THEIR OWN DUE DILIGENCE WHEN IT COMES TO MAKING BUSINESS

DECISIONS AND ALL INFORMATION, PRODUCTS, AND SERVICES THAT HAVE BEEN PROVIDED SHOULD BE INDEPENDENTLY VERIFIED BY YOUR OWN QUALIFIED PROFESSIONALS. OUR INFORMATION, PRODUCTS, AND SERVICES ON THIS WEB SITE SHOULD BE CAREFULLY CONSIDERED AND EVALUATED, BEFORE REACHING A BUSINESS DECISION, ON WHETHER TO RELY ON THEM.

YOU AGREE THAT OUR COMPANY IS NOT RESPONSIBLE FOR THE SUCCESS OR FAILURE OF YOUR BUSINESS DECISIONS RELATING TO ANY INFORMATION PRESENTED BY THE AUTHOR OR THE AUTHOR'S COMPANY, OR OUR COMPANY PRODUCTS OR SERVICES.

THIS ENTIRE EBOOK IS 100% THE SOLE OPINION OF THE AUTHOR. ALL EXAMPLES, IDEAS, METHODS, STORIES, AND IMAGES ARE FOR ILLSUTRATIVE PURPOSES ONLY. BEFORE TRYING ANYTHING MENTIONED OR IMPLIED IN THIS GUIDE, YOU ARE RESPONSIBLE FOR MAKING SURE YOU ARE ABIDING BY ALL RESTRICTIONS AND LAWS ASSOCIATED WITH THE OFFER, ITS PROMOTION, THE TRAFFIC SOURCE, AND ANYTHING RELATED TO ANY AND ALL OF YOUR BUSINESS DECISIONS. THE IDEAS IN THIS EBOOK ARE FOR ILLUSTRATION AND YOU ARE RESPONSIBLE FOR ALL LIABILITY IF YOU DECIDE TO IMPLEMENT

ANYTHING WHATSOEVER.

ALL COMPANIES LISTED OR MENTIONED IN THIS EBOOK WERE NOT INVOLVED IN THE PRODUCTION OF THIS EBOOK IN ANY WAY SHAPE OR FORM. THE AUTHOR IS NOT GIVING ANY LEGAL, ACCOUNTING, OR PROFESSIONAL ADVICE HERE WHATSOEVER. ALL INFORMATION IS PERSONAL OPINION. SHOULD YOU NEED PROFESSIONAL ADVICE, PLEASE SEEK THE APPROPRIATE PROFESSIONAL.

[NO] - Can sell this product directly.

[NO] - Can add to a paid membership site.

[NO] - Can sell for personal use.

[NO] - Can put your name on sales page.

[NO] - Can be offered as a bonus.

[NO] - Can be packaged with products.

[NO] - Can sell resale rights.

[NO] - Can sell master resale rights.

[NO] - Can sell PLR.

[NO] - Can sell via auction sites.

Listen, I'm going to be straight with you — I don't do the whole "show your face on camera" thing.

Never have, never will.

And guess what?

It doesn't matter.

You can still pull in **$1,000/day on YouTube** if you know the secret I use.

Here's the deal: I leverage **high-ticket prerecorded webinars**.

That's right — someone else has already done the hard selling, and I get paid for sending the traffic.

And I will show you how it's done in this guide. So, let's start!

Step 1: Pick a High-Ticket Webinar (Where to Find Them)

Here's the deal — you don't have to create the product.

You just need a **webinar that sells**, preferably **high-ticket** ($500–$2,000 per sale).

The key is finding one that's **proven to convert**.

Here's where I go to find them:

1. **ClickBank** → https://www.clickbank.com
    - Tons of digital courses with pre-recorded webinars
    - High-ticket products in business, marketing, and online entrepreneurship
2. **JVZoo** → https://www.jvzoo.com
    - Great for software, training programs, and marketing tools
    - Many creators offer pre-recorded webinar funnels you can promote

3. **PartnerStack** → https://www.partnerstack.com
    - B2B software and SaaS webinars
    - High-ticket recurring commissions

When I pick a webinar, I check:

- Does it solve a **real problem**?
- Are there **proof pages / testimonials**?
- Is the **affiliate payout high enough** to justify the traffic effort?

Once I find the right webinar, I lock in my **affiliate link**, and the rest is **all about traffic and content**.

Let's find one shal we?

Register on JVZOO.COM
1. Go to "Affiliates > Find Products"
2. Search "webinar"
3. Choose a pre-recorded webinar.

In this example I chose a webinar that pays $248.50

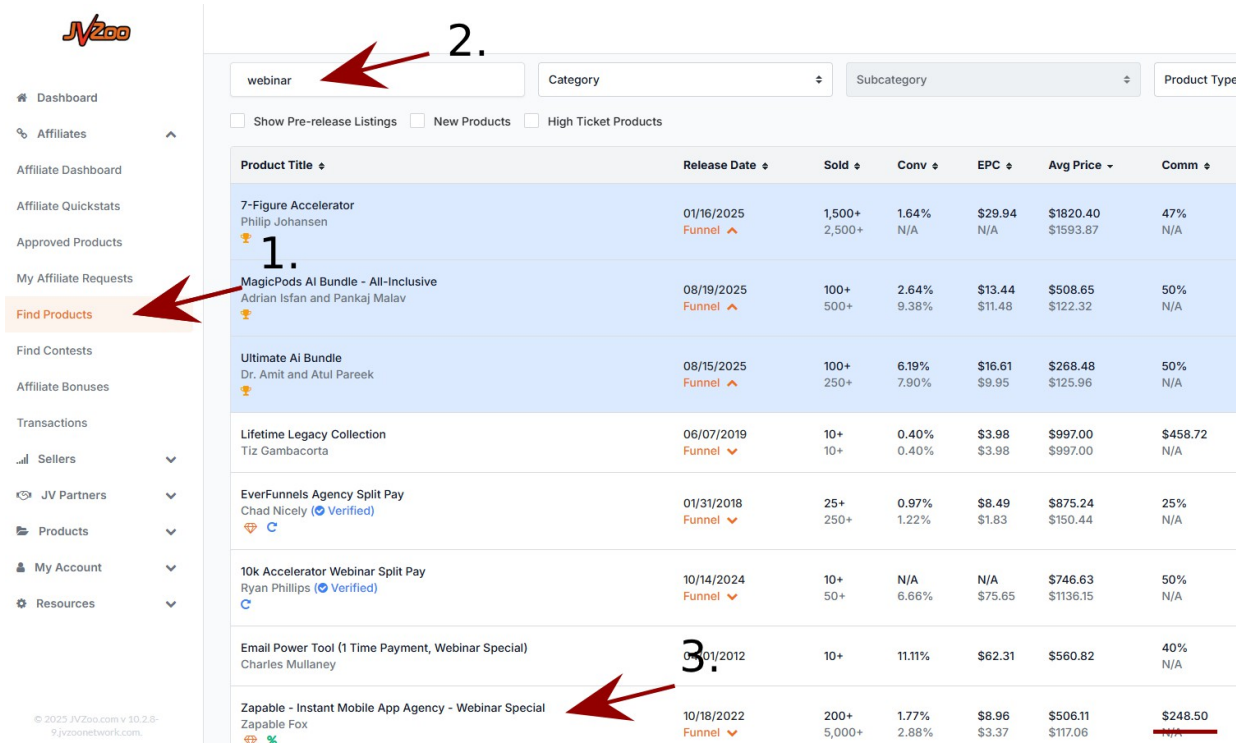

Let's see the product:

Looks good.

Let's use this offer.

Step 2: Build YouTube Videos Around the Webinar (Without Being On Camera)

Now listen, this is where most folks screw it up.

They try to get fancy with lights, mics, and pretending to be Mr. Beast when they don't have to.

Forget all that.

I run the whole thing like a **one-man production house**, and I don't even show my face.

Here's my exact setup:

---

1. Script Writing with ChatGPT

I don't sit staring at a blank screen thinking about what to say.

Nope.

I fire up ChatGPT and tell it:

"Write me a 7–12 minute YouTube script promoting a free webinar about [insert niche]. The script should have a strong hook, provide quick value, and end with a call-to-action to watch the free webinar. Make it casual and curiosity-driven."

I'll run that prompt 4–5 times, pick the best lines, and boom — script done in minutes.

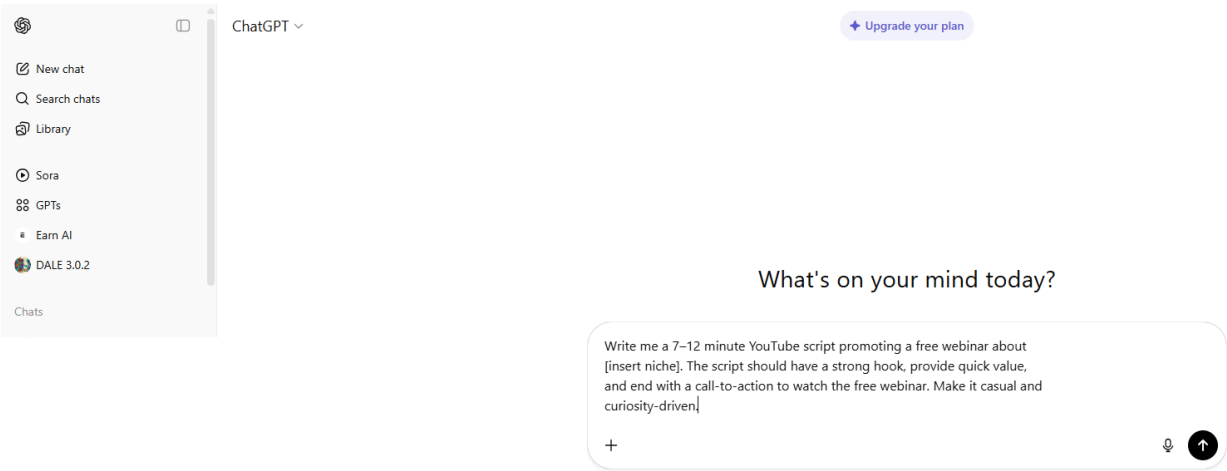

2. Stock Images & Footage

I don’t need to film anything myself.

I grab B-roll and stock clips from:

- **Pexels** → https://www.pexels.com
- **Pixabay** → https://pixabay.com
- **Unsplash** → https://unsplash.com

This keeps my videos visually interesting, even if it’s just background footage while the script plays.

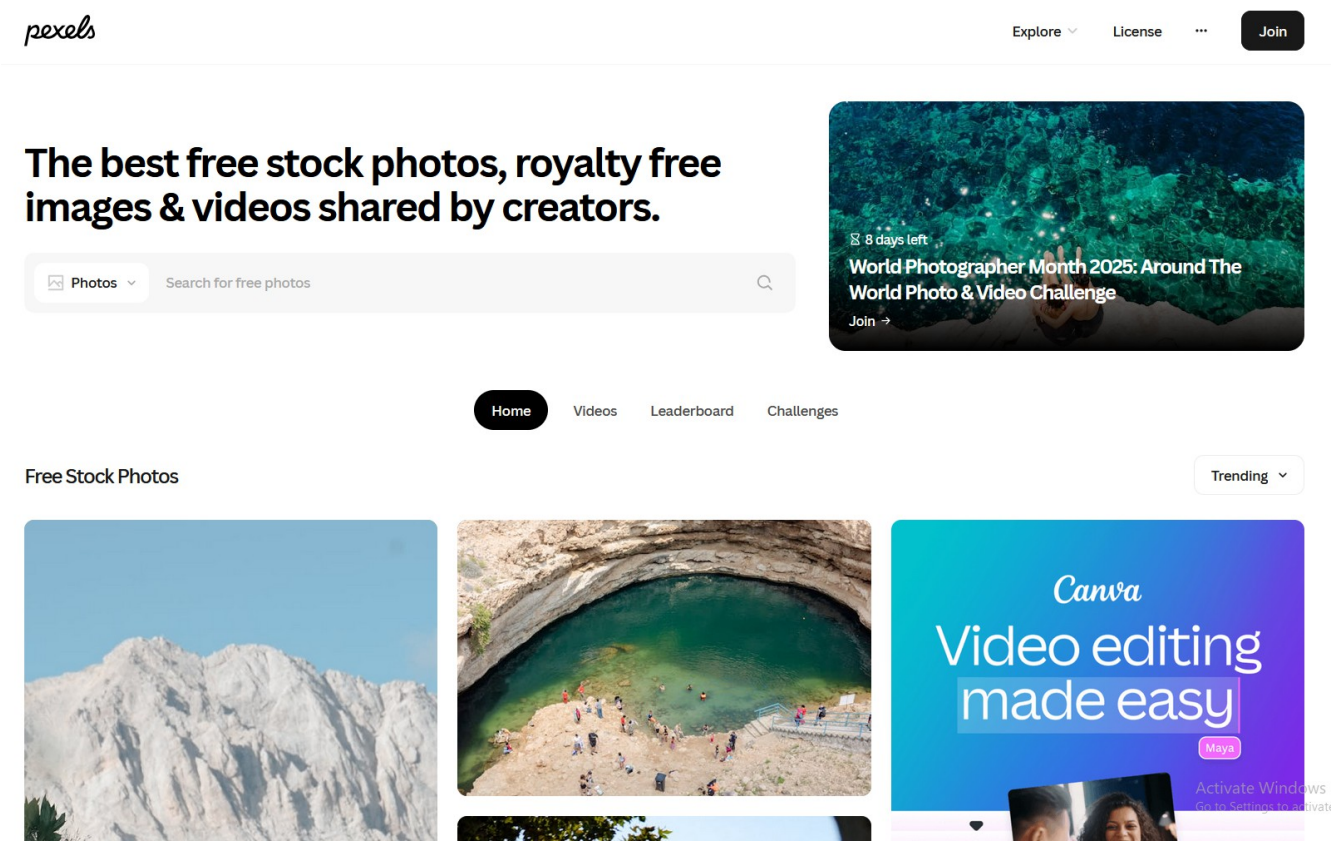

3. Voice-Over With AI

I'm not using my own voice.

Forget that.

I use **ElevenLabs** → https://elevenlabs.io

- Drop the ChatGPT script in
- Pick a natural voice (sounds way better than robotic text-to-speech)
- Download the audio file

Now I've got a clean narration without saying a word.

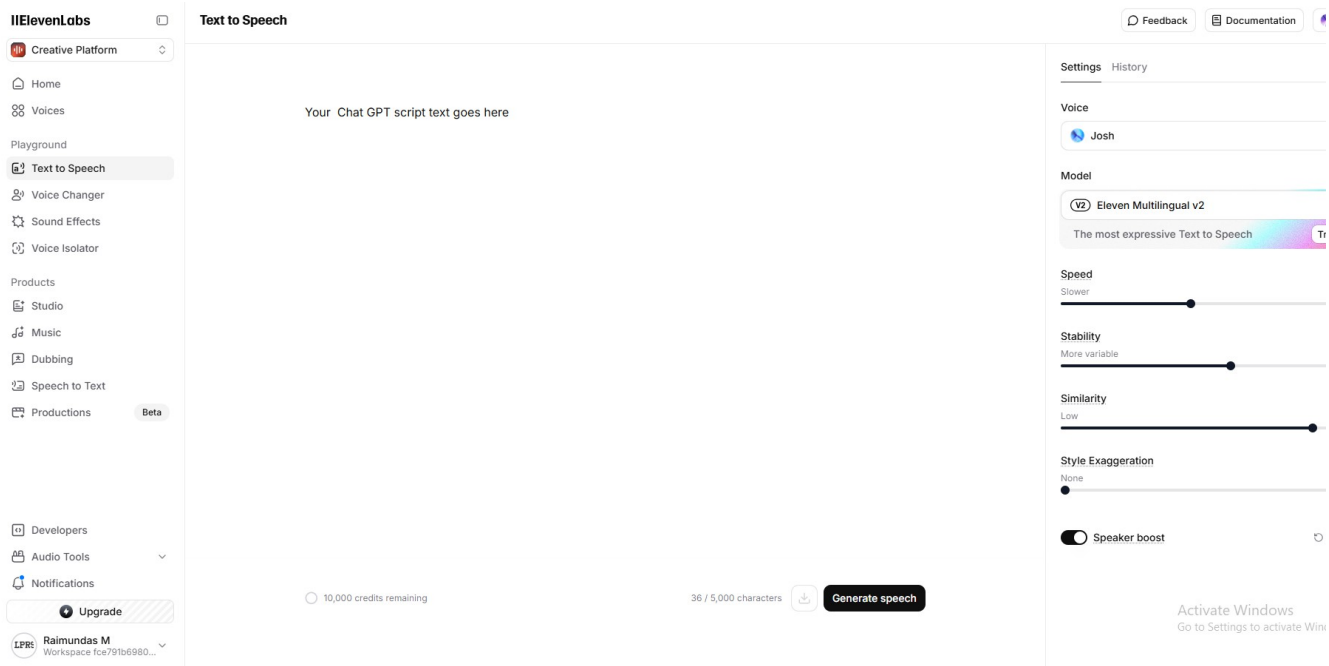

---

4. Screen Capture Demos

If I need to show something on-screen — maybe how to sign up for the free webinar or a sneak peek at the tool — I use **ScreenRec** → https://screenrec.com

It's free, easy, and works for recording just a browser window.

5. Editing the Video

Finally, I throw everything into **CapCut** → https://www.capcut.com

- Import my stock clips + voice-over
- Add captions (CapCut auto-generates them)
- Drop arrows, highlights, or callouts when I mention the webinar
- End with a splash screen that says **"Grab your free webinar seat — link in description"**

That's it. One-man movie studio.

---

6. Video Structure That Converts (The Formula)

Every regular YouTube video I make (7–12 mins sweet spot) follows the same structure:

1. **Hook** (0–30 seconds)
    - Grab attention FAST
    - Example: "Want to see how regular people are hitting $10k/month without running ads?"
2. **Value** (0:30–6:00)
    - Teach something small or reveal a quick insight
    - Example: "Here's the exact tool they're using to automate their entire funnel — it saves hours per week and scales your reach without paying for clicks…"
3. **CTA (Call to Action)** (last 1–2 minutes)
    - Push the webinar
    - Example: "If you want the full breakdown, there's a free seat waiting for you in the webinar. Click the link in the description before it fills up."

So let’s do some math here:

if I crank out 3–5 regular YouTube videos per week using this formula, each one becomes a little **24/7 sales agent** pointing people to my webinar funnel.

Some flop, some go viral — but when the winners hit, they fuel $500–$1,000 days without me touching anything.

Step 3: Funnel Viewers to the Webinar

Here’s the dirty little secret — most rookies blow it right here.

They stick their raw affiliate link in the description, cross their fingers, and pray.

That’s not how pros play the game.

I don’t shove the affiliate link in their face. Instead, I create a **smooth little bridge funnel** that makes clicking feel natural.

1. The “Free Seat” Angle

Nobody wants to be sold a product.

But everybody loves a **backstage pass**.

So I don’t say: *“Buy this course.”*

I say: *“Grab a free seat at this training where [Guru Name] shows how he built a $10k/month business…”*

See the difference?

It’s about **access**, not selling.

---

2. Simple Bridge Page

I send viewers first to a **bridge page** I control.

Here's what's on it:

- Big bold headline → "Free Training: How to Automate [Niche Problem] and Scale Fast"
- Short teaser video (20–30 seconds, I make it with ScreenRec + stock clips) → "Hey, glad you made it. I've saved you a free seat at this workshop. Click below to lock in your spot."
- Button → "Reserve My Free Seat" (this button is my affiliate link to the webinar registration page).

This way, I'm **warming them up** before they ever see the vendor's page.

See the exampe below.

FREE TRAINING: HOW TO AUTOMATE [NICHE PROBLEM]] AND SCALE FAST

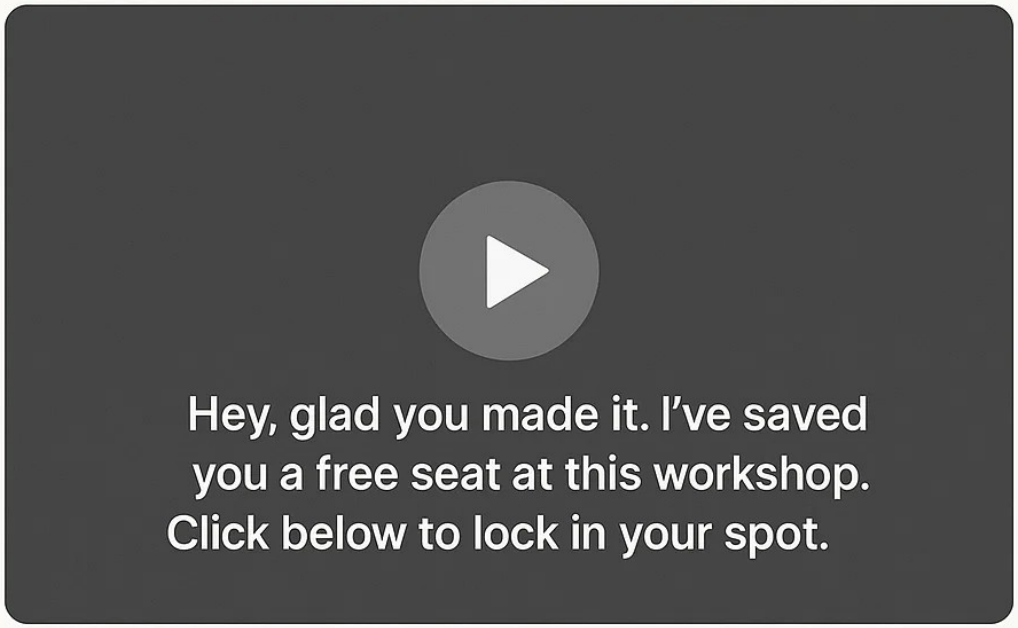

RESERVE MY FREE SEAT

3. Collect Emails (Optional but Smart)

If I really want to squeeze every drop of juice, I'll drop a quick email opt-in before the button. Something simple like:

"Enter your best email to get the webinar link + free bonuses I'll send after."

- Tool I use: **ConvertKit** (for list building) or **Systeme.io** (free plan works too).
- Why? Because even if they don't buy today, I can follow up with more videos, tips, and offers later.

---

4. The Magic of the Webinar

Once they click through, my job is done.

The webinar presenter does all the heavy lifting:

- Teaching
- Storytelling
- Handling objections
- Pitching the high-ticket product

If they buy — I pocket $300… $500… sometimes even $1,000+ per sale.

---

5. Rinse, Repeat, Scale

Here's the real beauty:

- One good video pulls in traffic every day.
- Each video funnels viewers into the bridge page.
- The bridge page filters them into the webinar.
- The webinar closes the deal.

It’s a little sales factory running while I sleep.

Step 4: The Math to $1,000/Day

Let’s keep it real:

- Webinar sale: $500
- 2 sales/day = $1,000/day

Simple.

You don’t need thousands of clicks if the offer is irresistible.

With **high-ticket, proven webinars**, even a few committed signups a day gets you to $1k.

Now, don't hesitate, go ahead and start your own Super Youtube Videos.

And remember, pros don't create just one video.

No.

They make at least 10 videos at once.

And yes, it's that simple.

I hope you enjoyed the method,

Talk to you later,

Raimundas M.